



ಬೃಹತ್ ಬೆಂಗಳೂರು ಮಹಾನಗರ ಪಾಲಿಕೆ
Bruhat Bengaluru Mahanagara Palike









BBMP COVID-19 WAR ROOM 28.04.2023

BBMP / COVID-19 WAR ROOM / BULLETIN – 1131/ 28.04.2023 / #BBMPfightsCOVID19



OVERVIEW OF COVID-19 IN BENGALURU

 CASE TRENDS			ACTIVE CASES	970	 HOSPITALIZATION				51
<u>Confirmed Cases</u> 134 <small>18,85,429[#]</small>	<u>Recovered Cases</u> 304 <small>18,67,462[#]</small>	<u>Death Cases</u> 1 <small>16,997[#]</small>			<u>ICU – V</u> -	<u>ICU</u> 13	<u>HDU</u> 1	<u>General</u> 37	
<small>INCLUDES GOVT. QUOTA AND PRIVATE WALK-IN HOSPITALIZATION</small>									
 VACCINATION			17	<small>2,07,00,270[#]</small>	 TRIAGING				 ACTIVE CZs
<u>First Dose</u> 5 <small>96,89,760[#]</small>	<u>Second Dose</u> 8 <small>95,11,510[#]</small>	<u>Precaution Dose</u> 4 <small>14,99,000[#]</small>			<u>MTU</u> 30		0		
 TESTING			5,653	<small>3,23,23,683[#]</small>	<u>Tele Triage</u> 100				<u>MCZs (< 5 cases)</u> 0
<u>Positivity : 4.12%</u> <small>*FOR LAST 7 DAYS</small>			<u>RAT</u> 2,428	<u>RTPCR</u> 3,225					<u>Clusters (> 5 cases)</u> 0

: indicates cumulative numbers till date



ABSTRACT OF COVID-19 SCENARIO IN BENGALURU


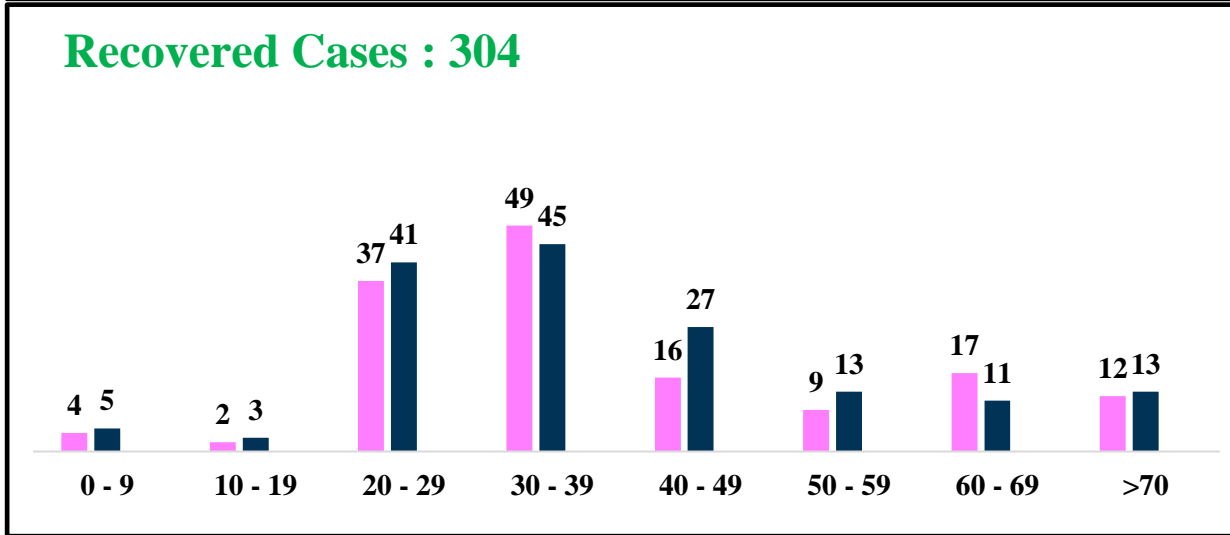
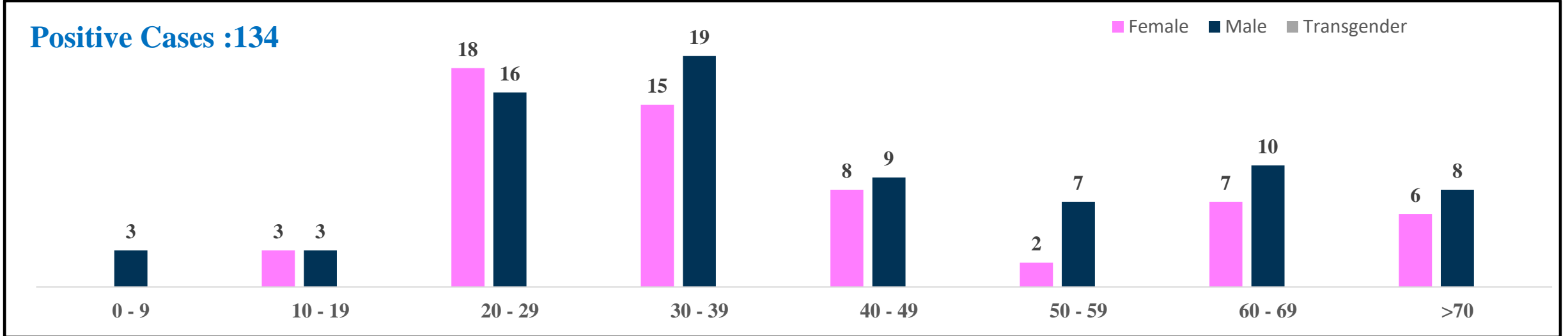


	MALE			FEMALE			TRANSGENDER			TOTAL		
	Last 24 Hours	Last 7 Days	Cumulative	Last 24 Hours	Last 7 Days	Cumulative	Last 24 Hours	Last 7 Days	Cumulative	Last 24 Hours	Last 7 Days	Cumulative
Positive Cases	75	657	11,11,277	59	652	7,73,956	0	0	196	134	1,309	18,85,429
Recovered Cases	158	868	10,98,466	146	807	7,67,866	0	0	187	304	1,675	18,67,462
Death Cases	1	0	10,766	0	0	6,227	0	0	4	1	0	16,997
Total Tests Done	In Last 24 hrs. : 5,653			In last 7 days : 31,736			Cumulative : 3,23,23,683					
Vaccine Doses Administered	In Last 24 hrs. : 17			In last 7 days : 130			Cumulative : 2,07,00,270					
ACTIVE CASES									970			

*Covid deaths occurred today : 00 | Covid deaths occurred beyond last 24hrs., reported today : 01



LAST 24 HOURS AGE GROUP AND GENDER WISE DISTRIBUTION

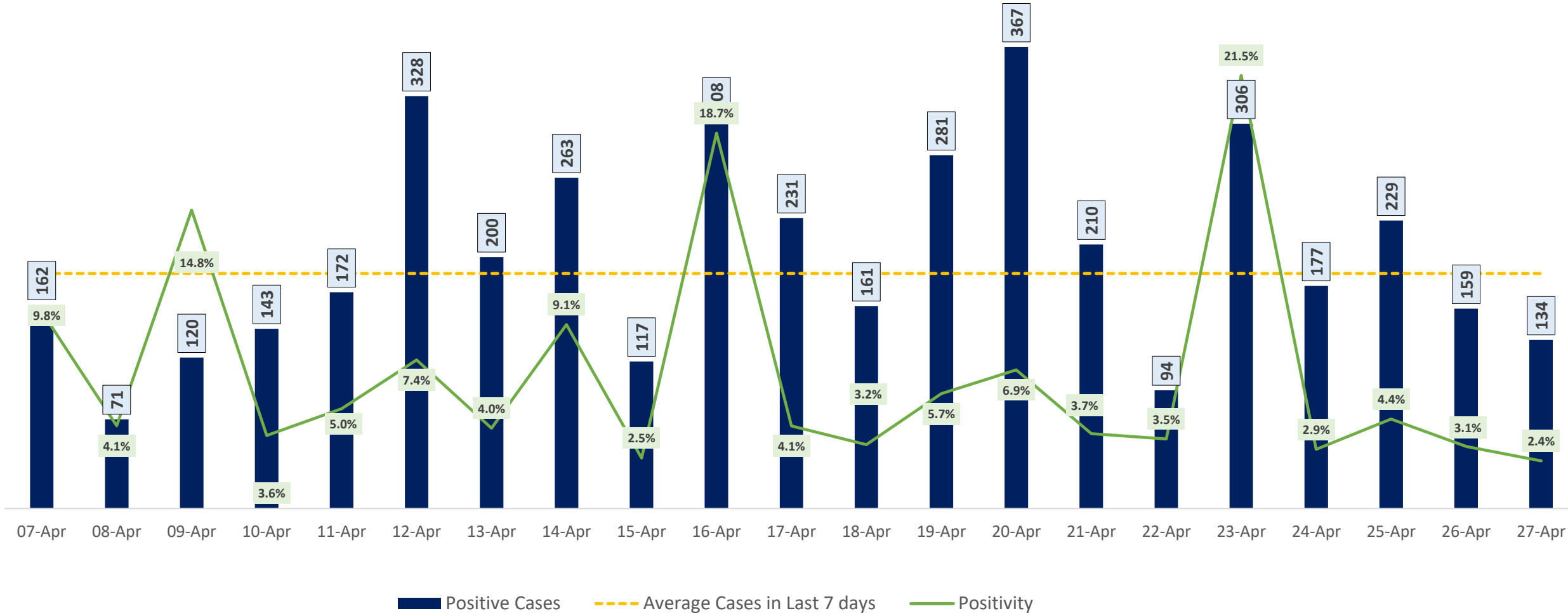




POSITIVITY RATE OF BENGALURU – LAST 21 DAYS



Average Cases in Last 7 days : 187

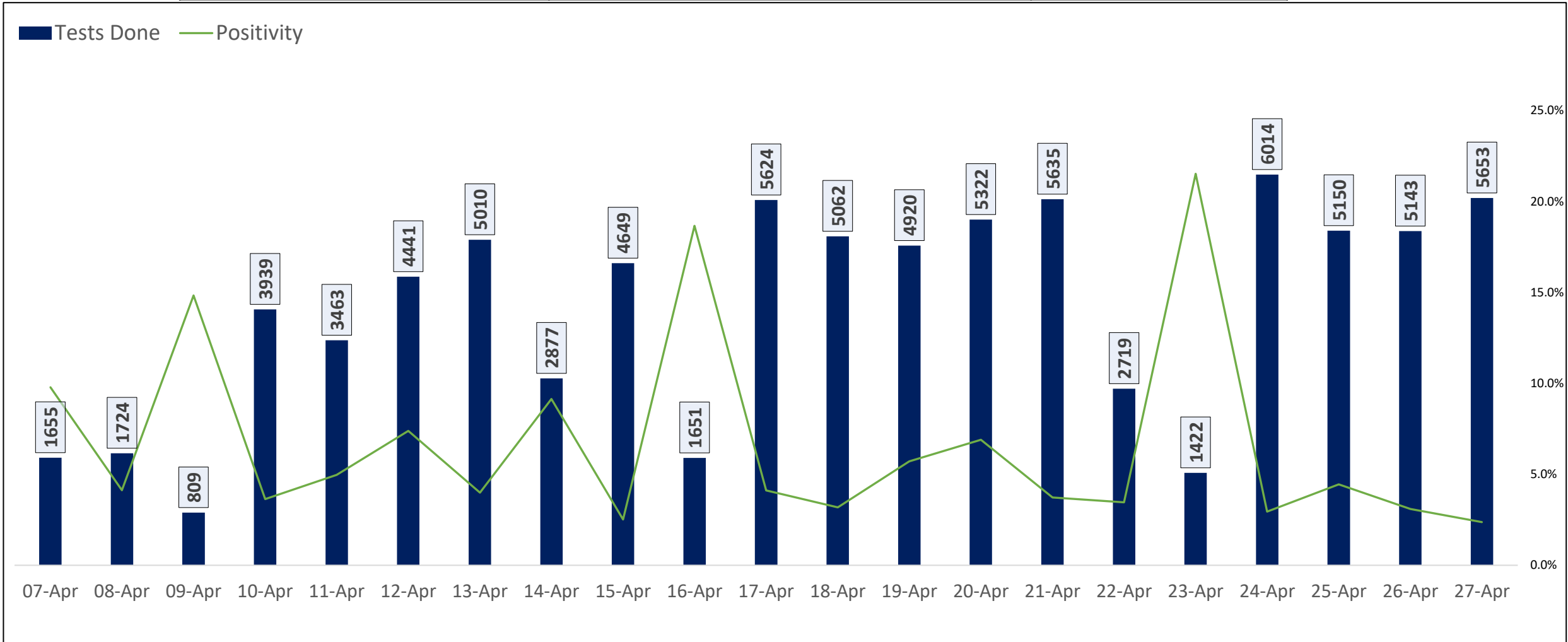




TESTING TRENDS IN BENGALURU

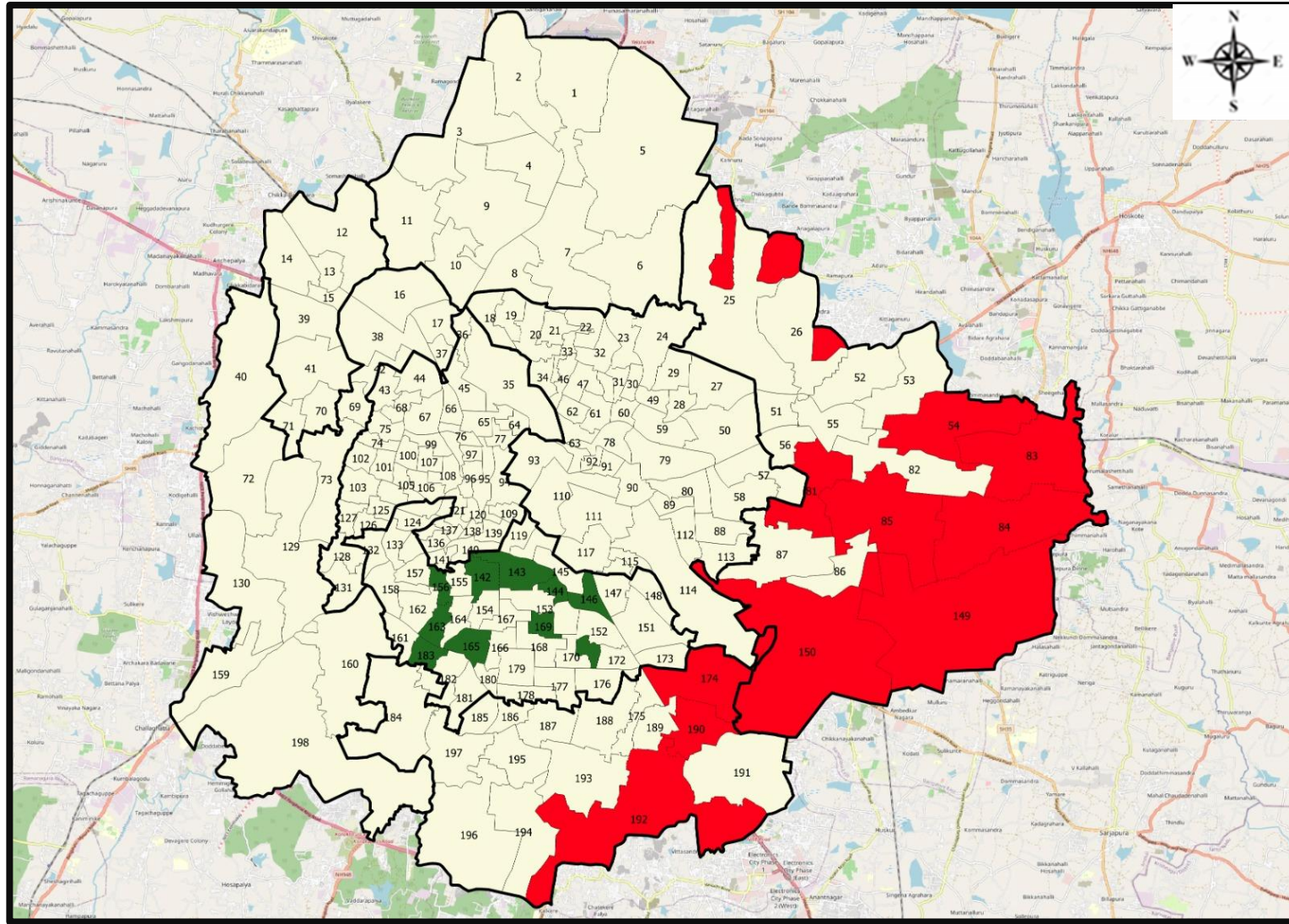


Total Test Conducted Till Date	Test Conducted Last 24 hours	Last 7 Days Average
3,23,23,683	5,653	4,534





BENGALURU URBAN MAP SHOWING TREND OF POSITIVE CASES IN LAST 7 DAYS



Top 10 wards reporting highest number of positive cases in last 10 days

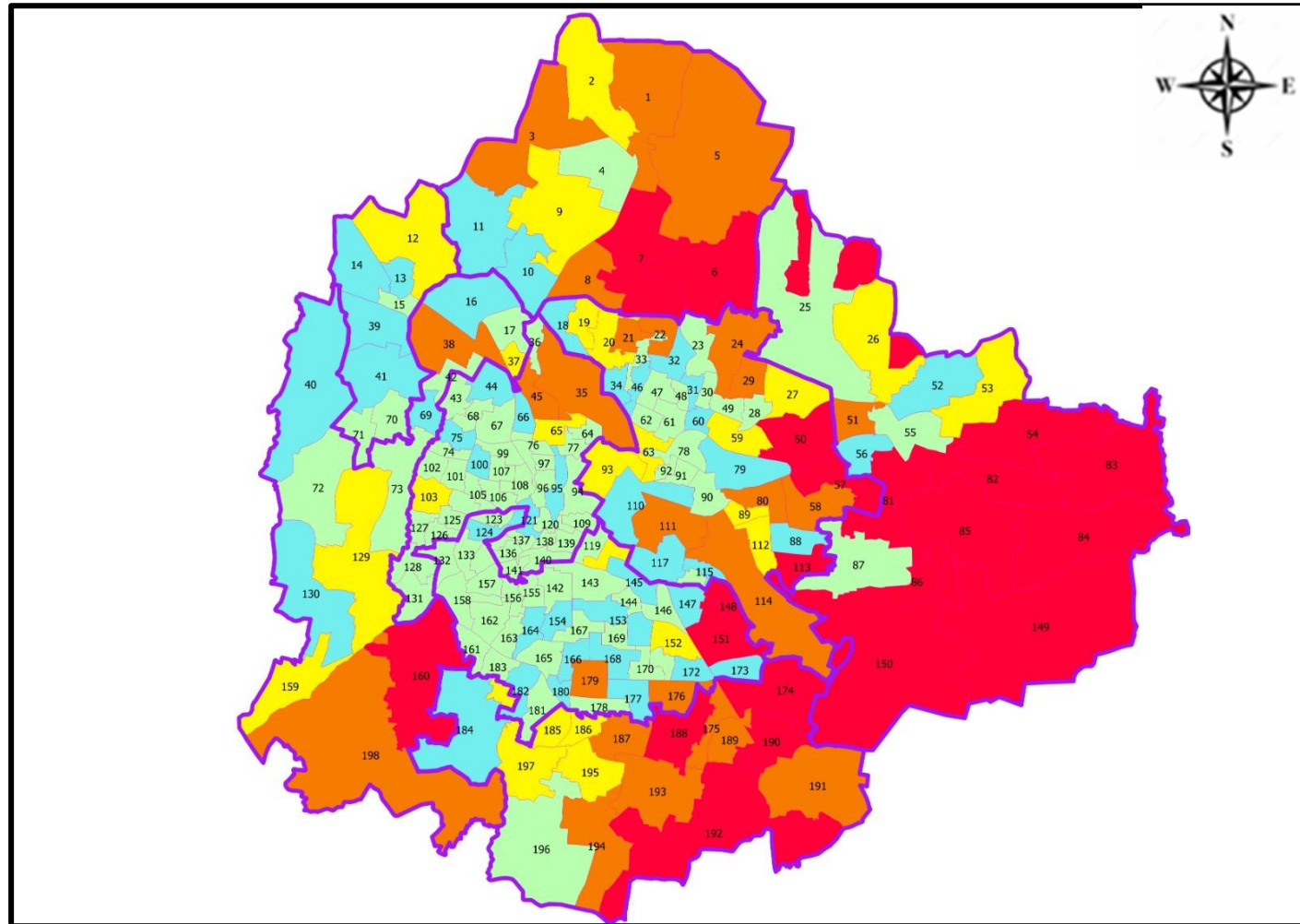
Ward No.	Ward Name	Daily Cases Average
150	Bellanduru	9
85	Dodda Nekkundi	6
174	HSR Layout	6
83	Kadugodi	5
149	Varthuru	5
54	Hudi	4
84	Hagadur	3
81	Vijnana Nagar	3
190	Mangammanapalya	3
192	Begur	3







Top 10 wards reporting least number of positive cases in last 7 days

Ward No.	Ward Name	Daily Cases Average
183	Chikkalsandra	0
171	Gurappanapalya	0
169	Byrasandra	0
165	Ganesh Mandiara Ward	0
163	Katriguppe	0
156	Srinagara	0
146	Lakkasandra	0
144	Siddapura	0
143	Vishveshwara Puram	0
142	Sunkenahalli	0



BENGALURU MAP SHOWING INTENSITY OF POSITIVE CASES IN LAST 7 DAYS



-  Level 1 : 0 to 1 Cases
-  Level 2 : 1 to 3 Cases
-  Level 3 : 3 to 5 Cases
-  Level 4 : 5 to 10 Cases
-  Level 5 : More than 10 Cases
-  Zone Boundaries

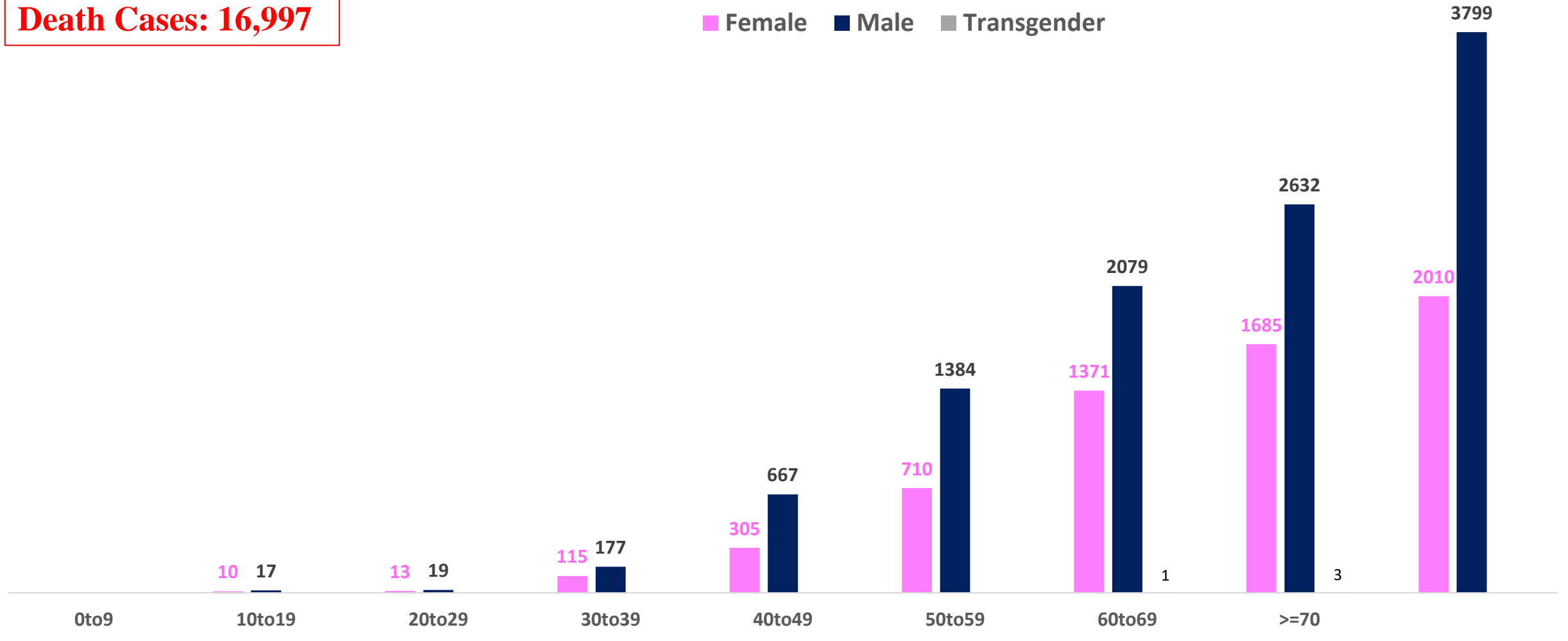


AGE AND GENDER WISE DISTRIBUTION OF DEATH CASES



Death Cases: 16,997

Female Male Transgender





SNAPSHOT OF COVID-19 CASES IN BENGALURU URBAN



**Total Wards With
< = 15 Cases* :
186**

**Tests Conducted
on 27.04.2023:
5,653**

**Recovery
Rate*:
99.05%**

**Total
Active Cases :
970**

**Total Vaccinated
on 27.04.2023:
17**

**Positivity
Rate* :
4.12%**

**Active
Rate*:
0.05%**

**Case
Fatality Rate* :
0.08%**





*Total positive cases In the past 7 days

*CFR and positivity is for Past 7 days



ಬೃಹತ್ ಬೆಂಗಳೂರು ಮಹಾನಗರ ಪಾಲಿಕೆ
Bruhat Bengaluru Mahanagara Palike



Download BBMP Bulletin	https://apps.bbmpgov.in/covid19/mediabulletin.php
To register for vaccination :	https://selfregistration.cowin.gov.in/
BBMP COVID19 Dashboard:	https://apps.bbmpgov.in/covid19/
Follow us on:	 www.facebook.com/bbmp.comm1/
	 twitter.com/BBMPCOMM
	  BBMPSplHealth

Issued by:

Honorable Chief Commissioner, BBMP
Special Commissioner Health, BBMP
MD, Bengaluru Smart City Limited

THANK YOU !

